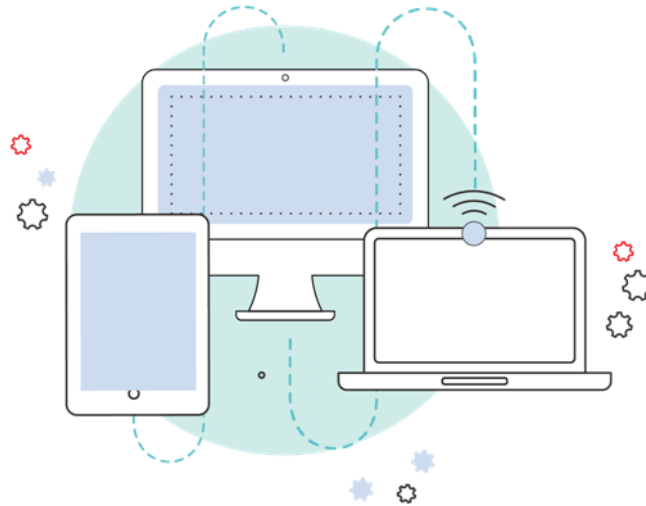


Accessing your digital resources



A GUIDE FOR CHRISTIAN BROTHERS' HIGH SCHOOL LEWISHAM YEAR 7 TO 10 STUDENTS

2018

Welcome!

There's a lot going on at the start of the school year, so we would like to suggest some steps to make it easier for you to get your digital resources set up.

On the following pages we've provided instructions on what you need to do for each subject.

While some subjects have a different publisher website to go to, the details you need to enter will always be the same.

Here are the details you'll need for each subject and website:

USERNAME = your student school email address. EG firstname.surname@cbhslewisham.nsw.edu.au

PASSWORD = cbhs1891 (case sensitive)

If you get stuck on any of these websites, we're here to help.

Our website has a range of step by step guides and videos at:

<https://www.campion.com.au/support-help/support-for-parents/>

Email: campionhelpdesk@campion.com.au

Year 7



Getting your MyConnect app set up for the school year is easy - there are just **3 steps you will need to follow:**

1. **Download** the MyConnect app. Click [here](#) to select the appropriate MyConnect app for your device (e.g. iPad, Android, Windows, Mac). **If you cannot download the app, use this [link](#) to login to the website.**

Open the app and log in with your details below:

Username: student school email address

Password: cbhs1891

Once you have logged in to your MyConnect app, your purchased eTexts will be displayed in your MyConnect bookshelf.

2. **Check that you have purchased ALL the required digital resources from the [Year 7 Campion Order](#) form provided last year.** Year 8-10 order forms are [here](#). In Year 7 this year, most teachers and students will be accessing the textbooks digitally. The example order form below is what is recommended for optimal access to eTextbooks for Year 7, 2018. NB. The **CBHS Online Digital Citizenship Levy is essential** for all Yr 7 boys as they will be commencing this course later this Term.

If boys have access to second-hand printed textbooks for all subjects listed, the Digital Citizenship Levy will still need to be purchased.

Essential CBHS DIGITAL eTextbooks

ALL STUDENTS -DIGITAL BUNDLE Set up at school at IT session.			
1.	CBHS Digital Bundle Year 7 Can only order online at www.campion.com.au – no refunds Geoactive 1 NSW Stage 4 LearnON Retroactive 1 NSW Stage 4 LearnON Active Outcomes 1 eBookPLUS 2E Oxford Insight Science NSW Stage 4 AC Switched on Technology NSW Stg 4	<input checked="" type="checkbox"/>	\$302.70
DIGITAL CITIZENSHIP			
2.	CBHS Lewisham Digital Citizenship Levy - Year 7 (Access will be set up at IT session)	<input checked="" type="checkbox"/>	\$11.50
MATHEMATICS			
8.	New Century Maths NSW 7 AC (Print & eBook) [Binns et al]	<input checked="" type="checkbox"/>	\$54.36 P06205
MUSIC			
9.	Christian Brothers Introducing Music Yr 7 Workbook [Jayday]	<input type="checkbox"/>	\$19.95 P10430
RELIGIOUS EDUCATION			
10.	Christian Brothers-Crested-NRSV-Bible-with-Deuterocanonical Item Cancelled (Please refer to the end of this list for replacement Bible)		\$21.25 P10596
11.	Christian Brothers TKWL Digital Subscription Year 7 Can only order online at www.campion.com.au – no refunds	<input checked="" type="checkbox"/>	\$13.00

4. Once you have ordered through Campion, your **MyConnect** page should look like this:

INK PAD

INK PAD

INK PAD

INK PAD

Oxford Insight Science ...
OXFORD UNI PRESS

Oxford Insight Science ...
OXFORD UNI PRESS

Switched on Technolog...
Jon Collins

What's new in myConn...
Campion Education
Expires in 24 days

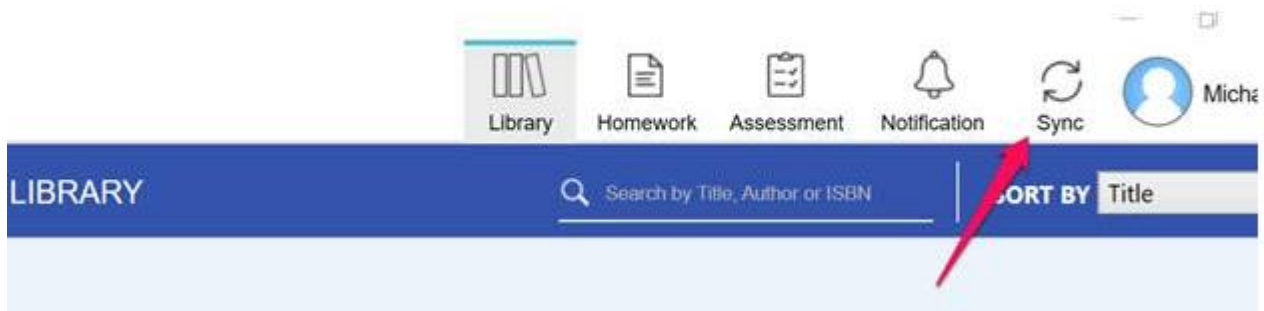
4. The **JacPlus** tile contains 3 x books - PDHPE, Geography, History

5. The Nelson and Oxford tiles allow access to your Science (already on bookshelf) and your Nelson Maths book (when you setup the code from your purchased book).

Tap each eText to download the content, so you are all ready for the start of school. You can only download books (to use offline) through the app.

6. It can be helpful to 'sync' your MyConnect app occasionally or logout and log back into the Campion webpage or MyConnect app (see No. 1 above).

Sync can be found here on the browser:



Need additional support?

- Click [here](#) to view a video guide or step-by-step instructions on how to log in and start using your eText in MyConnect.
- Additional information and support can be found on our website [here](#).

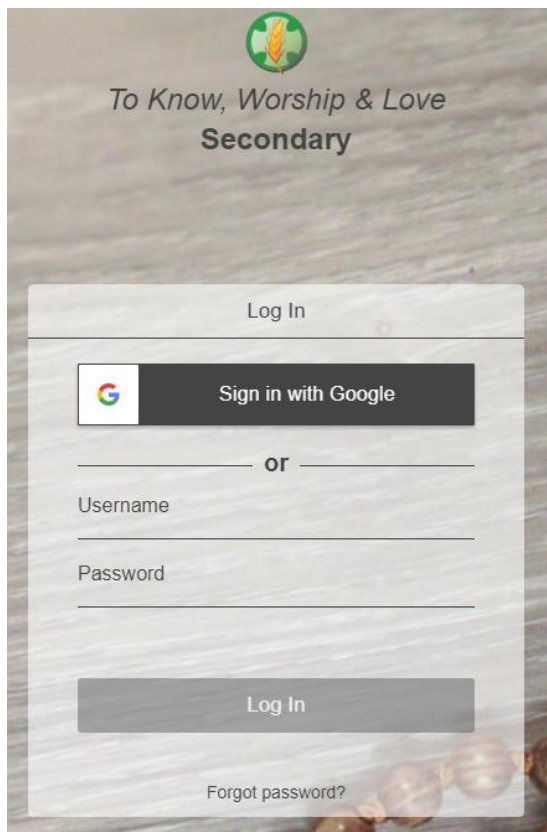
Kind regards

The team from Campion

Religious Education – Years 7 to 10

Publisher: To Know, Worship & Love

Go to <https://app.kwl.com.au/>



1. Enter your student school email address
2. Enter your password
3. Select **Log In**

Also listed below are the links to their new iPad app and web app.

Web App



iPad App

